



BETA
IATEFL affiliate



Creating Motivation Through Speaking Activities

Milka Hadjikoteva

Antonia Ivanova



NBU, Sofia, Bulgaria

19th National BETA Conference
24 – 25 April 2010
Veliko Turnovo





Teachers' Role

- real-life communication
- authentic activities
- meaningful tasks that promote oral language





Students' Role

- willingness to communicate
- collaboration in groups to achieve a goal or to complete a task




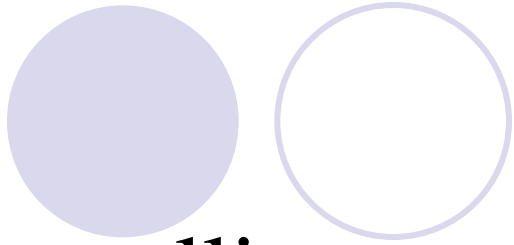
Activities

- Information Gap
- Storytelling
- Story completion





Information Gap

- in pairs/groups
- share information
- solve a problem or collect information
- talk extensively








Storytelling

- summarising
- fostering creative thinking
- helping express ideas using a beginning, development, and ending, including characters and a setting



Story Completion

- enjoyable, whole-class, free-speaking activity
- Someone starts a story, but after a few sentences another student starts narrating.
- Each student is supposed to tell from four to ten sentences. New characters, events, descriptions can be added.





Watching a Film and Storytelling

- Fawlty Towers



Communication Problems

<http://video.google.com/videoplay?docid=-2653121509948454913#>





Tasks (scene 1)

- Watch the 1st scene (0:00–3:15) with the sound off;
- Ss are given the lines of the characters;
- Ss act the scene out;
- Ss watch and listen to the episode till the 2nd scene (0:00-5:20);








Tasks (scene 2)

- Ss have watched the episode till the 2nd scene;
- Every S suggests ideas to develop the story;
- Ss watch the scene with the sound off and guess/ act out the lines;
- Ss are given the lines jumbled;
- Ss act out the scene;
- Ss guess what might happen till the end of the episode;
- Ss watch the whole episode and compare their stories with the actual story.



Follow-up

- Ss tell the whole story and summarize it;
- Discussion.



THANK YOU!

Milka Hadjikoteva – milka_hadjikoteva@yahoo.com

Antonia Ivanova – apivanova@nbu.bg